

PORT DE COMMERCE DE BONIFACIO

novembre 2024

ROTATIONS

Rotations du 1er au 30 novembre			
	2023	2024	Variation
Régulier National	0	0	-
Régulier Internat°	132	102	-22,73%
TOTAL	132	102	-22,73%

Cumul rotations depuis le 1er Janvier			
	2023	2024	Variation
Régulier National	0	0	-
Régulier Internat°	3 194	2 914	-8,77%
TOTAL	3 194	2 914	-8,77%

Croisières	0	0	-
Hydrocarbures	0	0	-
Ciment	0	0	-
TOTAL	0	0	-

Croisières	114	96	-15,79%
Hydrocarbures	0	0	-
Ciment	0	0	-
TOTAL	0	0	-

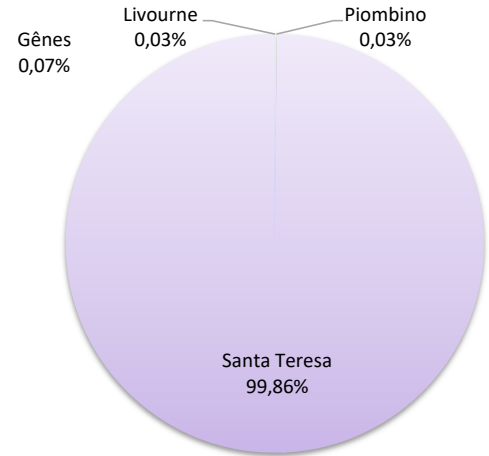
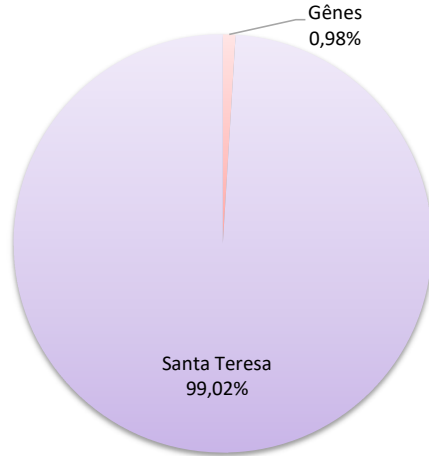
TOTAL	132	102	-22,73%
--------------	------------	------------	----------------

TOTAL	3 308	3 010	-9,01%
--------------	--------------	--------------	---------------

Lignes	Rotations	Variation n-1
Livourne	0	-
Gênes	1	-
Piombino	0	-
Santa Teresa	101	-23,48%

Lignes	Rotations	Variation n-1
Livourne	1	-
Gênes	2	-
Piombino	1	-
Santa Teresa	2 910	-8,89%

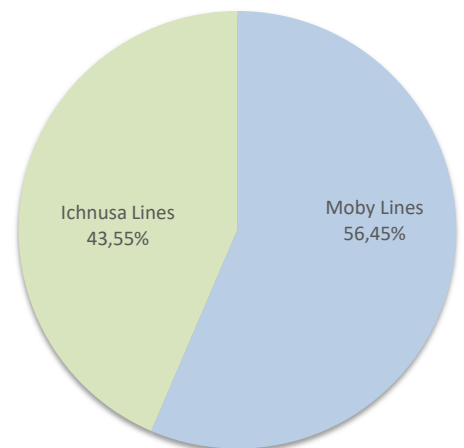
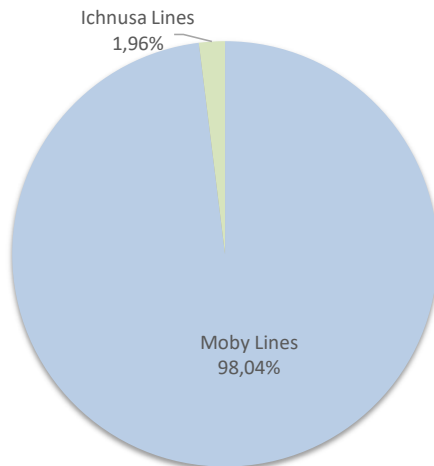
LIGNES
REGULIERS NAT° ET INTERNAT°



Compagnies	Rotations	Variation n-1
Moby Lines	100	-24,24%
Ichnusa Lines	2	-

Compagnies	Rotations	Variation n-1
Moby Lines	1 645	-17,75%
Ichnusa Lines	1 269	6,28%

COMPAGNIES
REGULIERS NAT° ET INTERNAT°



PORT DE COMMERCE DE BONIFACIO

novembre 2024

PASSAGERS

Régulier National
Régulier Internat°
TOTAL

Trafic passagers du 1er au 30 novembre		
2023	2024	Variation
0	0	-
4 179	5 611	34,27%
4 179	5 611	34,27%

Cumul passagers depuis le 1er Janvier		
2023	2024	Variation
0	0	-
243 050	249 738	2,75%
243 050	249 738	2,75%

Croisières

0	0	-
---	---	---

8 183	6 592	-19,44%
-------	-------	---------

TOTAL

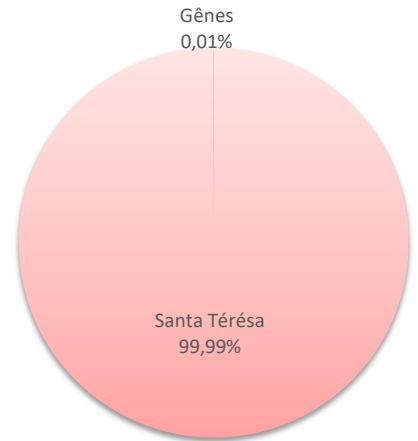
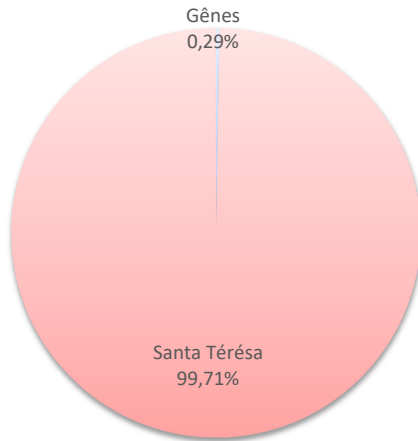
4 179	5 611	34,27%
--------------	--------------	---------------

251 233	256 330	2,03%
----------------	----------------	--------------

Lignes	Passagers	Variation n-1
Gênes	16	-
Santa Térésa	5 595	33,88%

Lignes	Passagers	Variation n-1
Gênes	16	-
Santa Térésa	249 722	2,75%

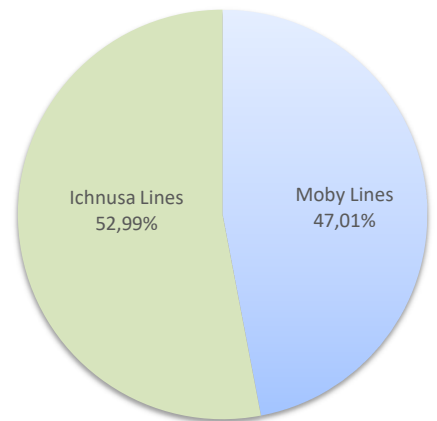
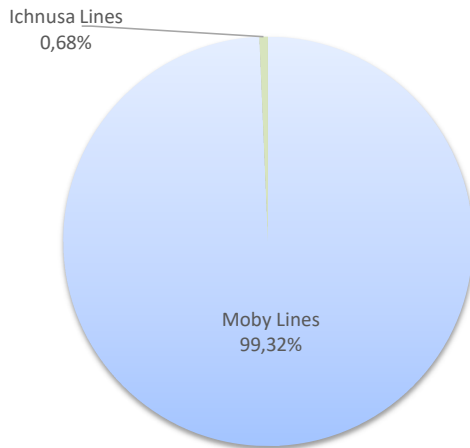
LIGNES



COMPAGNIES

Compagnies	Passagers	Variation n-1
Moby Lines	5 573	33,36%
Ichnusa Lines	38	-

Compagnies	Passagers	Variation n-1
Moby Lines	117 408	-18,98%
Ichnusa Lines	132 330	34,85%



PORT DE COMMERCE DE BONIFACIO

novembre 2024

VEHICULES

Véhicules du 1er au 30 Novembre		
2023	2024	Variation
0	0	-
2 107	2 248	6,69%
2 107	2 248	6,69%

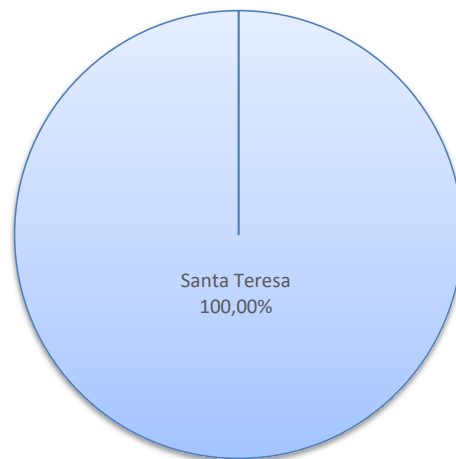
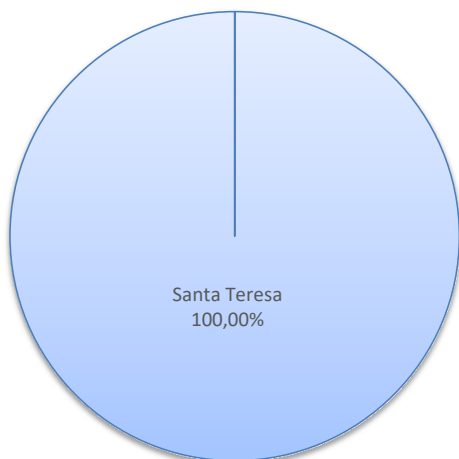
Cumul Véhicules depuis le 1er Janvier		
2023	2024	Variation
0	0	-
72 843	71 543	-1,78%
72 843	71 543	-1,78%

Régulier National	0	-
Régulier Internat°	2 107	6,69%
TOTAL	2 107	6,69%

Lignes	Véhicules	Variation n-1
Santa Teresa	2 248	6,69%

Lignes	Véhicules	Variation n-1
Santa Teresa	71 543	-1,78%

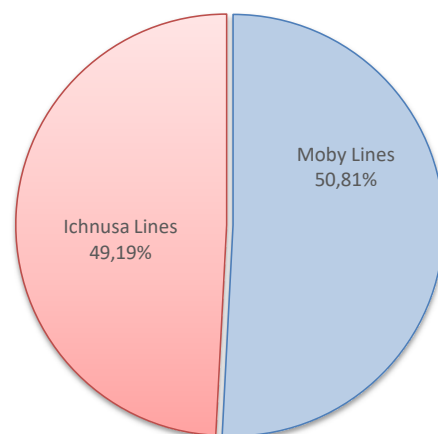
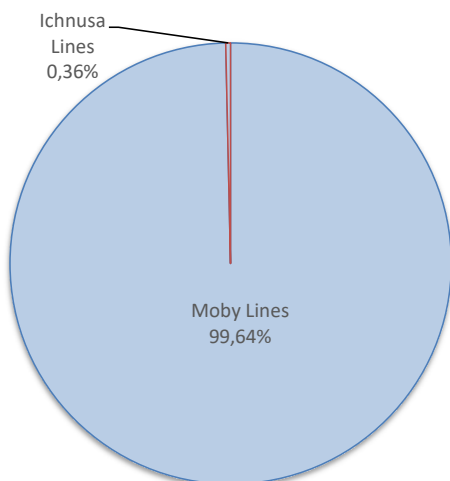
LIGNES
REGULIERS NAT° ET INTERNAT°



Compagnies	Véhicules	Variation n-1
Moby Lines	2 240	6,31%
Ichnusa Lines	8	-

Compagnies	Véhicules	Variation n-1
Moby Lines	36 349	-16,36%
Ichnusa Lines	35 194	19,76%

COMPAGNIES
REGULIERS NAT° ET INTERNAT°




MARCHANDISES

(Tonnage incluant la Tare)

	Marchandises du 1er au 30 novembre			Cumul marchandises depuis le 1er Janvier		
	2023	2024	Variation	2023	2024	Variation
Régulier National	0	0	-	0	0	-
Régulier Internat°	5 637	1 927	-65,82%	74 923	57 541	-23,20%
TOTAL	5 637	1 927	-65,82%	74 923	57 541	-23,20%
Croisières	0	0	-	0	0	-
Hydrocarbures	0	0	-	0	0	-
Ciment	0	0	-	0	0	-
TOTAL	0	0	-	0	0	-
TOTAL	5 637	1 927	-65,82%	74 923	57 541	-23,20%

LIGNES
REGULIERS NAT° ET INTERNAT°

Lignes	Marchandises	Variation n-1
Santa Teresa	1 927	-65,82%

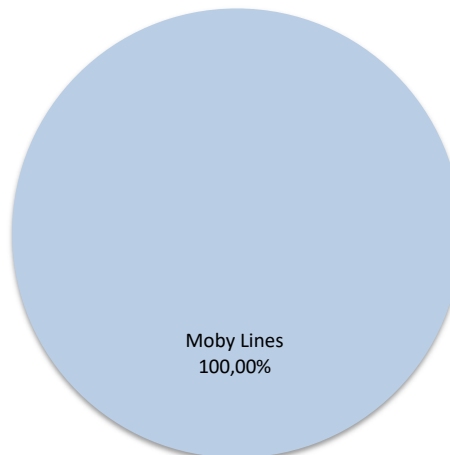


Lignes	Marchandises	Variation n-1
Santa Teresa	57 541	-23,20%



COMPAGNIES
REGULIERS NAT° ET INTERNAT°

Compagnies	Marchandises	Variation n-1
Moby Lines	1 927	-65,82%
Ichnusa Lines	0	-



Compagnies	Marchandises	Variation n-1
Moby Lines	37 526	-31,39%
Ichnusa Lines	20 015	-1,07%

