

ROTATIONS

| | Rotations | | |
|--------------------|------------|------------|---------------|
| | 2025 | 2026 | Variation |
| Régulier National | 0 | 0 | - |
| Régulier Internat° | 218 | 294 | 34,86% |
| TOTAL | 218 | 294 | 34,86% |

| | Cumul rotations depuis le 1er Janvier | | |
|--------------------|---------------------------------------|------------|---------------|
| | 2025 | 2026 | Variation |
| Régulier National | 0 | 0 | - |
| Régulier Internat° | 386 | 749 | 94,04% |
| TOTAL | 386 | 749 | 94,04% |

| | | | |
|------------|---|----|---------|
| Croisières | 2 | 16 | 700,00% |
|------------|---|----|---------|

| | | | |
|------------|---|----|---------|
| Croisières | 2 | 16 | 700,00% |
|------------|---|----|---------|

| | | | |
|---------------|----------|----------|----------|
| Hydrocarbures | 0 | 0 | - |
| Ciment | 0 | 0 | - |
| TOTAL | 0 | 0 | - |

| | | | |
|---------------|----------|----------|----------|
| Hydrocarbures | 0 | 0 | - |
| Ciment | 0 | 0 | - |
| TOTAL | 0 | 0 | - |

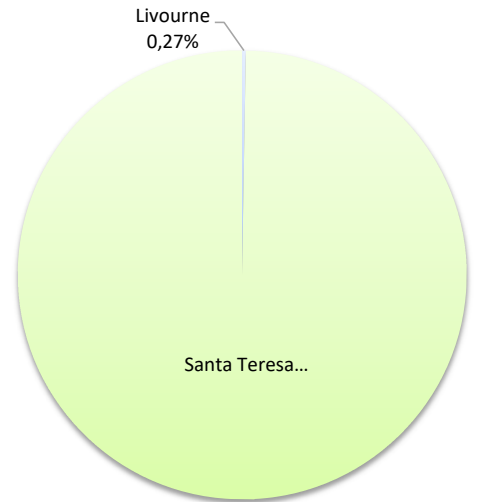
| | | | |
|--------------|------------|------------|---------------|
| TOTAL | 220 | 310 | 40,91% |
|--------------|------------|------------|---------------|

| | | | |
|--------------|------------|------------|---------------|
| TOTAL | 388 | 765 | 97,16% |
|--------------|------------|------------|---------------|

LIGNES
REGULIERS NAT° ET INTERNAT°

| Lignes | Rotations | Variation n-1 |
|--------------|-----------|---------------|
| Livourne | 0 | - |
| Gênes | 0 | - |
| Santa Teresa | 294 | 34,86% |

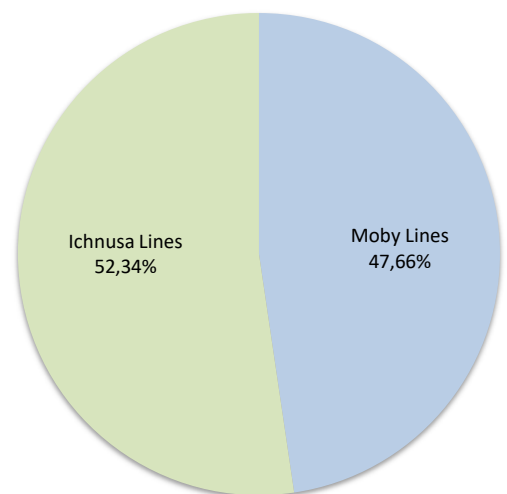
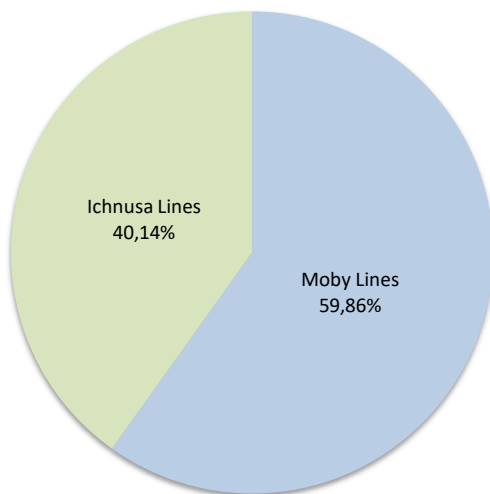
| Lignes | Rotations | Variation n-1 |
|--------------|-----------|---------------|
| Livourne | 2 | - |
| Gênes | 0 | -100,00% |
| Santa Teresa | 747 | 94,03% |



COMPAGNIES
REGULIERS NAT° ET INTERNAT°

| Compagnies | Rotations | Variation n-1 |
|---------------|-----------|---------------|
| Moby Lines | 176 | - |
| Ichnusa Lines | 118 | -45,87% |

| Compagnies | Rotations | Variation n-1 |
|---------------|-----------|---------------|
| Moby Lines | 357 | 112,50% |
| Ichnusa Lines | 392 | 79,82% |



PORT DE COMMERCE DE BONIFACIO

avril 2026

PASSAGERS

| |
|--------------------|
| Régulier National |
| Régulier Internat° |
| TOTAL |

| Passagers du 1er au 30 avril | | |
|------------------------------|---------------|---------------|
| 2025 | 2026 | Variation |
| 0 | 0 | - |
| 14 058 | 17 855 | 27,01% |
| 14 058 | 17 855 | 27,01% |

| Cumul passagers depuis le 1er Janvier | | |
|---------------------------------------|---------------|---------------|
| 2025 | 2026 | Variation |
| 0 | 0 | - |
| 19 154 | 31 721 | 65,61% |
| 19 154 | 31 721 | 65,61% |

| |
|------------|
| Croisières |
|------------|

| | | |
|-----|-------|---------|
| 579 | 2 166 | 274,09% |
|-----|-------|---------|

| | | |
|-----|-------|---------|
| 579 | 2 166 | 274,09% |
|-----|-------|---------|

| |
|--------------|
| TOTAL |
|--------------|

| | | |
|---------------|---------------|---------------|
| 14 637 | 20 021 | 36,78% |
|---------------|---------------|---------------|

| | | |
|---------------|---------------|---------------|
| 19 733 | 33 887 | 71,73% |
|---------------|---------------|---------------|

| Lignes | Passagers | Variation n-1 |
|--------------|-----------|---------------|
| Santa Térésa | 17 855 | 27,01% |

| Lignes | Passagers | Variation n-1 |
|--------------|-----------|---------------|
| Santa Térésa | 31 721 | 65,61% |

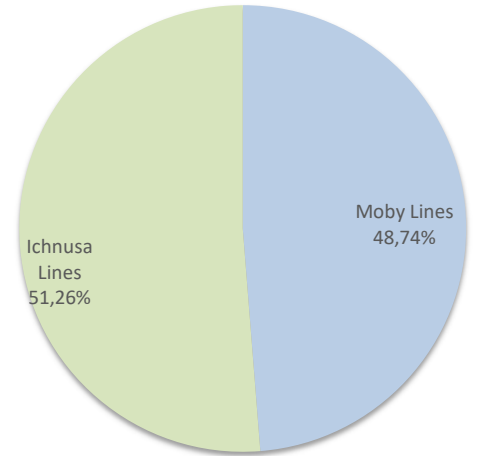
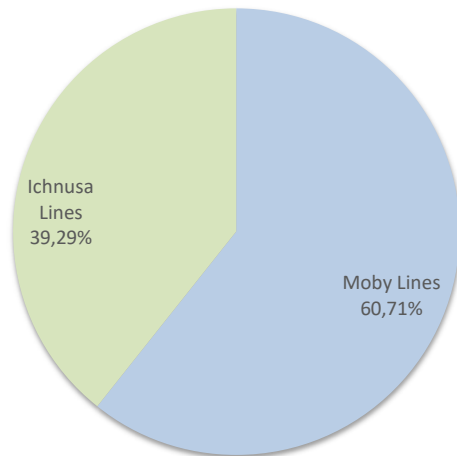
LIGNES



COMPAGNIES

| Compagnies | Passagers | Variation n-1 |
|---------------|-----------|---------------|
| Moby Lines | 10 840 | - |
| Ichnusa Lines | 7 015 | -50,10% |

| Compagnies | Passagers | Variation n-1 |
|---------------|-----------|---------------|
| Moby Lines | 15 460 | 203,38% |
| Ichnusa Lines | 16 261 | 15,67% |



PORT DE COMMERCE DE BONIFACIO

avril 2026

VEHICULES

| |
|--------------------|
| Régulier National |
| Régulier Internat° |
| TOTAL |

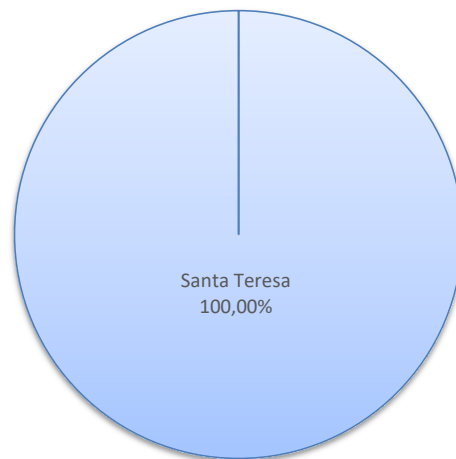
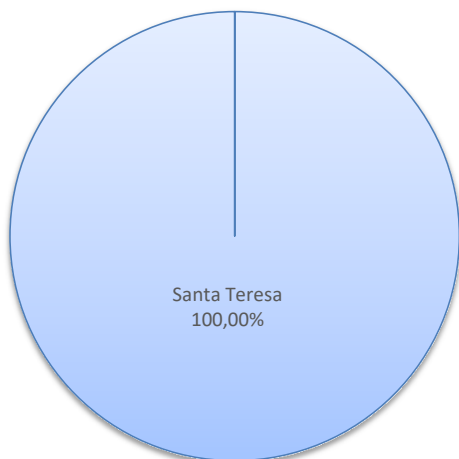
| Véhicules du 1er au 30 Avril | | |
|------------------------------|--------------|---------------|
| 2025 | 2026 | Variation |
| 0 | 0 | - |
| 4 795 | 5 900 | 23,04% |
| 4 795 | 5 900 | 23,04% |

| Cumul Véhicules depuis le 1er Janvier | | |
|---------------------------------------|---------------|---------------|
| 2025 | 2026 | Variation |
| 0 | 0 | - |
| 7 184 | 12 468 | 73,55% |
| 7 184 | 12 468 | 73,55% |

LIGNES
REGULIERS NAT° ET INTERNAT°

| Lignes | Véhicules | Variation n-1 |
|--------------|-----------|---------------|
| Santa Teresa | 5 900 | 23,04% |

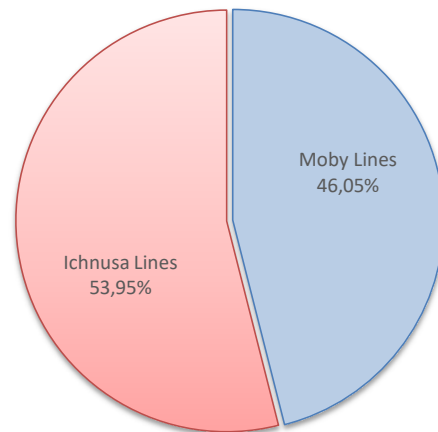
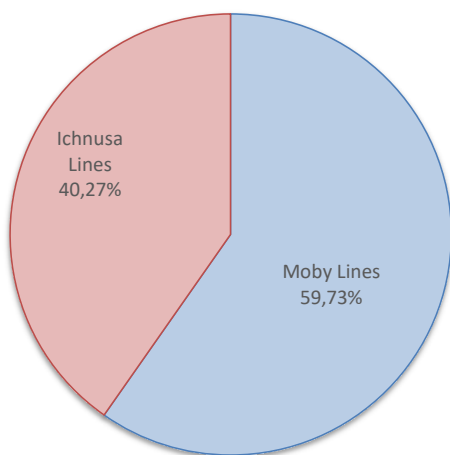
| Lignes | Véhicules | Variation n-1 |
|--------------|-----------|---------------|
| Santa Teresa | 12 468 | 73,55% |



COMPAGNIES
REGULIERS NAT° ET INTERNAT°

| Compagnies | Véhicules | Variation n-1 |
|---------------|-----------|---------------|
| Moby Lines | 3 524 | - |
| Ichnusa Lines | 2 376 | -50,45% |

| Compagnies | Véhicules | Variation n-1 |
|---------------|-----------|---------------|
| Moby Lines | 5 741 | 140,31% |
| Ichnusa Lines | 6 727 | 40,29% |



MARCHANDISES

| | Marchandises du 1er au 30 avril | | | Cumul Marchandises depuis le 1er Janvier | | |
|--------------------|---------------------------------|--------------|---------------|--|---------------|----------------|
| | 2025 | 2026 | Variation | 2025 | 2026 | Variation |
| Régulier National | 0 | 0 | - | 0 | 0 | - |
| Régulier Internat° | 4 804 | 7 531 | 56,77% | 8 296 | 23 381 | 181,83% |
| TOTAL | 4 804 | 7 531 | 56,77% | 8 296 | 23 381 | 181,83% |

| | | | | | | |
|------------|---|---|---|---|---|---|
| Croisières | 0 | 0 | - | 0 | 0 | - |
|------------|---|---|---|---|---|---|

| | | | | | | |
|---------------|----------|----------|----------|----------|----------|----------|
| Hydrocarbures | 0 | 0 | - | 0 | 0 | - |
| Ciment | 0 | 0 | - | 0 | 0 | - |
| TOTAL | 0 | 0 | - | 0 | 0 | - |

| | | | | | | |
|--------------|--------------|--------------|---------------|--------------|---------------|----------------|
| TOTAL | 4 804 | 7 531 | 56,77% | 8 296 | 23 381 | 181,83% |
|--------------|--------------|--------------|---------------|--------------|---------------|----------------|

| | Lignes | Marchandises | Variation n-1 | Lignes | Marchandises | Variation n-1 |
|--|--------------|--------------|---------------|--------------|--------------|---------------|
| | Santa Teresa | 7 531 | 56,77% | Santa Teresa | 23 381 | 181,83% |

LIGNES
REGULIERS NAT° ET INTERNAT°



COMPAGNIES
REGULIERS NAT° ET INTERNAT°

| Compagnies | Marchandises | Variation n-1 |
|---------------|--------------|---------------|
| Moby Lines | 5 325 | - |
| Ichnusa Lines | 2 206 | -54,08% |

| Compagnies | Marchandises | Variation n-1 |
|---------------|--------------|---------------|
| Moby Lines | 10 335 | 195,96% |
| Ichnusa Lines | 13 046 | 171,57% |

